

Queensland



Transport Operations (Road Use Management) Act 1995

TRANSPORT OPERATIONS (ROAD USE MANAGEMENT) REGULATION 1995

**Reprinted as in force on 25 July 1996
(includes amendments up to SL No. 106 of 1996)**

Reprint No. 1A

This reprint is prepared by
the Office of the Queensland Parliamentary Counsel
Warning—This reprint is not an authorised copy

Information about this reprint

This regulation is reprinted as at 25 July 1996. The reprint shows the law as amended by all amendments that commenced on or before that day (Reprints Act 1992 s 5(c)).

The reprint includes a reference to the law by which each amendment was made—see list of legislation and list of annotations in endnotes.

This page is specific to this reprint. See previous reprint for information about earlier changes made under the Reprints Act 1992. A table of earlier reprints is included in the endnotes.

Also see endnotes for information about—

- **when provisions commenced**
- **editorial changes made in earlier reprints.**



TRANSPORT OPERATIONS (ROAD USE MANAGEMENT) REGULATION 1995

TABLE OF PROVISIONS

Section	Page
PART 1—PRELIMINARY	
1 Short title	5
2 Commencement	5
3 Definitions—the dictionary	5
4 Acts that are transport Acts	5
4A Approval of random inspection program	6
4B Regulation and control of powers of certain authorised officers	7
4C Ways to indicate requirement to stop motor vehicle	7
4D Function of traffic controllers	7
PART 2—FEES	
4E Vehicles part applies to	8
5 Fees	8
6 Concessional registration fees—primary producers	8
7 Concessional registration fees—pensioners	10
8 Concessional registration fees—others	12
9 Indivisible load permit fees	13
10 Axles	14
11 Trailers	14
PART 3—MASS	
12 Application of part	15
13 Performance standards for mass	15
14 Compliance with requirements—vehicles	15
15 Compliance with requirements—trailers	15

*Transport Operations (Road Use Management)
Regulation 1995*

16	Compliance with requirements—combinations	15
17	Vehicle tare	16
18	Tyre mass	16
19	Axle mass	16
20	Vehicle mass	16
21	Other ways of determining mass may be used	17
22	Livestock vehicles—use on roads	17
23	Guidelines	17
24	Transport of livestock	18
25	Phasing out of semitrailers used as livestock vehicles	18
26	Information and liability offences	19

PART 4—LOADING

27	Application of part	19
28	Performance standards for loading	19
29	Compliance with requirements—vehicles	19
30	Compliance with requirements—trailers	20
31	Compliance with requirements—combinations	20
32	Proof of loading offences	20
33	Information and liability offences	21

SCHEDULE 1 22

REGISTRATION FEES FOR 12 MONTHS

SCHEDULE 2 24

EQUIVALENT STANDARD AXLES

SCHEDULE 3 26

AXLE LOAD LIMITS

SCHEDULE 4 28

MASS REQUIREMENTS

1	Mass limits for tyres, wheels and axles	28
2	Mass limits relating to axle spacing	29
3	Mass limit for a single vehicle	31
4	Mass limits for combinations	31

Transport Operations (Road Use Management)
Regulation 1995

5	Load sharing suspension	31
6	Non-complying vehicles	31
	SCHEDULE 5	32
	MASS LIMITS FOR SINGLE AXLES AND AXLE GROUPS	
	SCHEDULE 6	34
	MASS LIMITS RELATING TO AXLE SPACING	
	SCHEDULE 7	36
	MASS LIMITS FOR NON-CONFORMING VEHICLES WITH SINGLE AXLES OR AXLE GROUPS	
1	Mass limits for single axles and axle groups	36
2	Mass limits for vehicles and vehicle combinations	36
	SCHEDULE 8	37
	MASS LIMITS FOR NONCONFORMING SINGLE AXLES AND AXLE GROUPS	
	SCHEDULE 9	39
	NON-CONFORMING VEHICLE LOADED MASS	
	SCHEDULE 10	42
	LOADING REQUIREMENTS	
1	Loading obligations	42
2	Trailers	42
	SCHEDULE 11	43
	DICTIONARY	
	ATTACHMENT NOT FORMING PART OF THE REGULATION	53
	SECTION 3.05 OF TRANSPORT INFRASTRUCTURE (ROADS) REGULATION 1991 AS IN FORCE IMMEDIATELY BEFORE 1 JULY 1996	
	ENDNOTES	
1	Index to endnotes	57
2	Date to which amendments incorporated	57
3	Key	57
4	Table of earlier reprints	58

Transport Operations (Road Use Management)
Regulation 1995

5	List of legislation	58
6	List of annotations	58

TRANSPORT OPERATIONS (ROAD USE MANAGEMENT) REGULATION 1995

[as amended by all amendments that commenced on or before 25 July 1996]

PART 1—PRELIMINARY

Short title

1. This regulation may be cited as the *Transport Operations (Road Use Management) Regulation 1995*.

Commencement

2. This regulation commences on 1 July 1995.

Definitions—the dictionary

3.(1) The dictionary¹ in schedule 5 defines particular words used in this regulation.

(2) Definitions found elsewhere in this regulation are signposted² in the dictionary.

Acts that are transport Acts

4.(1) Each of the following Acts is a transport Act—

- *Carriage of Dangerous Goods by Road Act 1984*

¹ In some regulations, definitions are contained in a dictionary that appears as the last schedule and forms part of the Act—*Acts Interpretation Act 1954*, section 14.

² The signpost definitions in the dictionary alert the reader to the terms defined elsewhere in the Act and tell the reader where these definitions can be found. For example, the definition ‘“pensioner” see section 7’, tells the reader there is a definition of the term “pensioner” in section 7.

*Transport Operations (Road Use Management)
Regulation 1995*

- *Motor Vehicles Control Act 1975*
- *Motor Vehicles Safety Act 1980*
- *State Transport Act 1960*
- *Transport Infrastructure (Roads) Act 1991.*

(2) Subsection (1) ceases to apply to an Act mentioned in it when the Act is repealed.

Approval of random inspection program

4A.(1) The chief executive may only approve a program for stopping private vehicles for the Act, section 47, if the program—

- (a) states that only an authorised officer who has successfully finished a particular course of training may exercise the powers of an authorised officer at a checkpoint; and
- (b) requires an authorised officer to wear a uniform approved by the chief executive when the authorised officer is on duty at the checkpoint; and
- (c) requires a police officer in uniform to be present at the checkpoint at night; and
- (d) establishes particular objective criteria for the random selection of motor vehicles for stopping at checkpoints.

Examples of objective criteria for random selection of motor vehicles—

1. Every fifth motor vehicle passing the checkpoint is to be checked.
2. Every second motor vehicle passing the checkpoint that appears to the authorised officer to be older than 5 years.

(2) The program may include other matters the chief executive considers appropriate.

(3) The exercise of a power under the Act, section 31(2)(a) is not invalid only because the authorised officer did not tell the driver the particular objective criterion used to select the driver's vehicle for stopping the vehicle at a checkpoint.

(4) A training course mentioned in subsection (1) must educate

*Transport Operations (Road Use Management)
Regulation 1995*

authorised officers about the powers and duties of authorised officers under the Act and the appropriate way of exercising the powers and duties.

Regulation and control of powers of certain authorised officers

4B.(1) This section applies to an authorised officer, who is not a police officer, when exercising powers to stop a private vehicle.

(2) An authorised officer may only require the driver of a private vehicle to stop the vehicle during daylight.

(3) In addition, an authorised officer who is not wearing a uniform approved by the chief executive may only exercise the powers of an authorised officer in relation to a private vehicle that the authorised officer reasonably believes is so dangerous as to be likely to cause loss of life or bodily injury to a person.

Ways to indicate requirement to stop motor vehicle

4C. An authorised officer is to indicate in the following ways to the driver of a motor vehicle to stop—

- (a) by displaying a sign in the approved form;
- (b) by signalling in a way a police officer is required to signal under the *Traffic Regulation 1962*, section 21(2).

Function of traffic controllers

4D. The function of an accredited person who is a traffic controller is to direct traffic when there is a danger or obstruction to traffic.

Examples of danger or obstruction—

1. Roadworks.
2. Sporting events on roads.

PART 2—FEES

Vehicles part applies to

4E. This part applies to a vehicle with an MRC of more than 4.5 t.

Fees

5.(1) Schedule 1 sets out the registration fees for vehicles with an MRC of more than 4.5 t.

(2) If a vehicle falls within 2 or more categories in the schedule, the registration fee for the vehicle is the higher or highest of the fees that could apply to the vehicle.

(3) In addition to the registration fee, an administration fee of \$36.10 is payable for a vehicle that is not a trailer.

(4) For registration for a period of less than 1 year—

- (a)** the registration fee and administration fee are adjusted according to the number of months (including part of a month) in the period; and
- (b)** other than for registration up to a common expiry date—a registration adjustment fee of \$28.30 is payable in addition to the registration fee.

(5) If a person registers a vehicle in 1 type in schedule 1, the person must not use the vehicle as a vehicle of another type to which a higher registration fee applies, unless it is registered under the other type.

Maximum penalty—80 penalty units.

Example of subsection (5)—

If a vehicle is not registered to haul a trailer, the vehicle cannot be used to haul a trailer unless its registration is changed and the appropriate registration fee is paid.

Concessional registration fees—primary producers

6.(1) The chief executive may partially exempt a primary producer from payment of the registration fee on a primary production vehicle.

*Transport Operations (Road Use Management)
Regulation 1995*

(2) A primary producer must apply to the chief executive for the exemption in the approved form.

(3) The chief executive may give—

- (a) an exemption conditional on the vehicle's use being limited by—
 - (i) the distance the vehicle may travel; and
 - (ii) the roads the vehicle may use; or
- (b) an unlimited exemption.

(4) If an exemption is given, the primary producer must pay—

- (a) for a limited exemption—a registration fee of—
 - (i) for a motor vehicle—\$28.60; or
 - (ii) for a trailer—\$64.90; or
- (b) for an unlimited exemption—the following percentage of the registration fee—
 - (i) for a truck with 2 or 3 axles—50%;
 - (ii) for a truck with 4 or more axles—25%;
 - (iii) for a prime mover, or a short, medium or long combination truck, with 2 axles—50%;
 - (iv) for a prime mover, or a short, medium or long combination truck, with 3 or more axles—25%;
 - (v) for a trailer with 1 axle—50%;
 - (vi) for a trailer with 2 axles—35%;
 - (vii) for a trailer with 3 or more axles—30%.

(5) A primary producer to whom an exemption is given for a primary production vehicle must give the chief executive written notice—

- (a) of ceasing to use the vehicle to carry on the producer's business as a primary producer, before the cessation; or
- (b) of the sale or other transfer of the vehicle under the *Transport Infrastructure (Roads) Regulation 1991*, within 14 days of the sale or other transfer.

*Transport Operations (Road Use Management)
Regulation 1995*

Maximum penalty—60 penalty units.

(6) The chief executive may then reassess the registration fee payable for the vehicle's registration, without the exemption, for the period (the **“unexpired period”**)—

- from when the primary producer ceased to be eligible for the exemption
- to the end of the vehicle's current registration.

(7) The chief executive may, by written notice, require any amount by which the reassessed fee is more than the fee already paid for the unexpired period to be paid by—

- (a) if the primary producer's notice is given under subsection (5)(a)—the primary producer; or
- (b) if the primary producer's notice is given under subsection (5)(b)—the person to whom the vehicle is sold or otherwise transferred.

(8) The amount assessed must be paid within 28 days after the chief executive gives the notice.

Maximum penalty—60 penalty units.

(9) In this section—

“primary production vehicle” means either of the following vehicles owned by a primary producer and used only for carrying on the producer's business as a primary producer—

- (a) a prime mover or truck with a carrying capacity over 4 t;
- (b) a trailer.

Concessional registration fees—pensioners

7.(1) The chief executive may partially exempt from payment of the registration fee a motorised caravan owned by a pensioner.

(2) A pensioner must apply to the chief executive for the exemption in the approved form.

(3) If an exemption is given, the pensioner must pay the following

*Transport Operations (Road Use Management)
Regulation 1995*

percentage of the registration fee—

- (a) if the pensioner was issued the pensioner concession card before 1 July 1994—25%;
- (b) if the pensioner was issued the pensioner concession card after 30 June 1994—50%.

(4) A pensioner to whom an exemption is given for a motorised caravan must give the chief executive written notice—

- (a) of ceasing to be a pensioner, within 14 days of the cessation; or
- (b) of the sale or other transfer of the caravan under the *Transport Infrastructure (Roads) Regulation 1991*, within 14 days of the sale or other transfer.

Maximum penalty—20 penalty units.

(5) The chief executive may then reassess the registration fee payable for the vehicle's registration, without the exemption, for the period (the **“unexpired period”**)—

- from when the pensioner ceased to be eligible for the exemption
- to the end of the vehicle's current registration.

(6) The chief executive may, by written notice, require any amount by which the reassessed fee is more than the fee already paid for the unexpired period to be paid by—

- (a) if the pensioner's notice is given under subsection (4)(a)—the pensioner; or
- (b) if the pensioner's notice is given under subsection (4)(b)—the person to whom the caravan is sold or otherwise transferred.

(7) The amount assessed must be paid within 28 days after the chief executive gives the notice.

Maximum penalty—20 penalty units.

(8) In this section—

“pensioner” means a person who holds a pensioner concession card.

“pensioner concession card” means a pensioner concession card issued

*Transport Operations (Road Use Management)
Regulation 1995*

by the Department of Social Security or Department of Veterans' Affairs.

Concessional registration fees—others

8.(1) The chief executive may partially exempt from payment of the registration fee an exempted vehicle.

(2) A person must apply to the chief executive for the exemption in the approved form.

(3) If an exemption is given, the person must pay the following percentage of the registration fee—

- (a) for a truck with 2 or 3 axles—50%;
- (b) for a truck with 4 or more axles—25%;
- (c) for a prime mover, or a short, medium or long combination truck, with 2 axles—50%;
- (d) for a prime mover, or a short, medium or long combination truck, with 3 or more axles—25%;
- (e) for a trailer with 1 axle—50%;
- (f) for a trailer with 2 axles—35%;
- (g) for a trailer with 3 or more axles—30%;
- (h) for a special purpose vehicle—25%.

(4) A person to whom an exemption is given for a vehicle must give the chief executive written notice—

- (a) of ceasing to be eligible for the concession, within 14 days of the cessation; or
- (b) of the sale or other transfer of the vehicle under the *Transport Infrastructure (Roads) Regulation 1991*, within 14 days of the sale or other transfer.

Maximum penalty—60 penalty units.

(5) The chief executive may then reassess the registration fee payable for the vehicle's registration, without the exemption, for the period (the

*Transport Operations (Road Use Management)
Regulation 1995*

“unexpired period”)—

- from when the person ceased to be eligible for the exemption
- to the end of the vehicle’s current registration.

(6) The chief executive may, by written notice, require any amount by which the reassessed fee is more than the fee already paid for the unexpired period to be paid by—

- (a) if the person’s notice is given under subsection (4)(a)—the person; or
- (b) if the person’s notice is given under subsection (4)(b)—the person to whom the vehicle is sold or otherwise transferred.

(7) The amount assessed must be paid within 28 days after the chief executive gives the notice.

Maximum penalty—60 penalty units.

(8) In this section—

“exempted vehicle” means a vehicle—

- (a) of a kind mentioned in the vehicle coding manual; or
- (b) owned by a person mentioned in the vehicle coding manual; or
- (c) used in a way mentioned in the vehicle coding manual.

“vehicle coding manual” means the vehicle coding manual issued by the chief executive.³

Indivisible load permit fees

9.(1) This section applies to a motor vehicle with at least 1 trailer (a **“vehicle combination”**) that—

- (a) is loaded with an indivisible load; and
- (b) has a loaded mass of more than 125 t.

³ This manual is available for inspection at the Department of Transport.

*Transport Operations (Road Use Management)
Regulation 1995*

(2) The fee for the grant of a permit to operate the vehicle combination⁴ is worked out using the formula—

$$\text{journey length} \times \text{total esa} \times \$0.04$$

(3) In this section—

“average load per row” means the mass (in tonnes) of the loaded trailer that is transmitted to the ground through its tyres, divided by the number of rows of tyres on the trailer.

“equivalent standard axles” means the number shown in schedule 2 opposite the number for the average load per row.

“journey length” means the number of kilometres involved in the journey for which the permit is granted.

“total esa” means the equivalent standard axles multiplied by the number of rows of tyres on the trailer.

Example—

For a trailer with a loaded mass of 129.5 t and 7 rows of tyres, the average load per row is 18.5 t (ie $129.5 \text{ t} \div 7$).

According to schedule 2, the equivalent standard axles of a trailer that has an average load per row of 18.5 t is 4.6.

The total esa for a trailer with equivalent standard axles of 4.6 and having 7 rows of tyres is 32.2 (ie 4.6×7).

So the fee for a journey of 100 km for a vehicle with a total esa of 32.2 is \$128.80 (ie $100 \times 32.2 \times \$0.04$).

Axles

10.(1) Schedule 3 sets out the axle load limits for each type of axle or axle group.

(2) Two axles not more than 1 m apart are to be regarded as 1 axle.

(3) Three axles not more than 2 m apart are to be regarded as 2 axles.

(4) Four axles not more than 3.2 m apart are to be regarded as 3 axles.

⁴ The permit is issued under the *Transport Infrastructure (Roads) Regulation 1991*, section 3.06 (Heavy indivisible vehicles and loads).

Trailers

11. To decide the number of trailers that a prime mover or truck may tow, a dolly and semi trailer when used together are to be regarded as 1 trailer.

PART 3—MASS

Application of part

12. This part applies to the following when on a road—

- (a) a vehicle with a GVM of more than 4.5 t;
- (b) a combination including a vehicle with a GVM of more than 4.5 t.

Performance standards for mass

13. The performance standard for mass is the mass (not more than the GVM or GCM) a vehicle and its load may achieve if the appropriate fees are paid.

Compliance with requirements—vehicles

14. The person in control of a vehicle must ensure the vehicle complies with a mass requirement applying to it.

Maximum penalty—50 penalty units.

Compliance with requirements—trailers

15. The person in control of a vehicle towing a trailer must ensure the trailer complies with a mass requirement applying to it.

Maximum penalty—50 penalty units.

Compliance with requirements—combinations

16. The person in control of a combination must ensure it complies with a mass requirement applying to it.

Maximum penalty—50 penalty units.

Vehicle tare

17. The tare of a vehicle may be determined—

- (a) by weighing the vehicle on a weighing device; or
- (b) from the certificate of registration in force for the vehicle under State or Commonwealth law.

Tyre mass

18. The tyre mass of a vehicle tyre may be determined by weighing on a weighing device.

Axle mass

19.(1) An axle mass of a vehicle may be determined—

- (a) for a single axle that is not part of a group of axles—by weighing with the tyres of the axle simultaneously on a weighing device; and
- (b) for a group of axles—by weighing with the tyres of the group of axles simultaneously on a weighing device.

(2) However, the axle mass of an axle fitted with dual tyres may be determined by placing only the outside tyres on the weighing device.

Vehicle mass

20. The mass of a vehicle or vehicle combination may be determined—

- (a) by weighing all axles simultaneously on a weighing device; or
- (b) by totalling the axle mass of each axle of the vehicle or vehicle combination.

Other ways of determining mass may be used

21. This part does not limit the way a vehicle's tare or mass or a vehicle's tyre or axle mass may be determined.

Livestock vehicles—use on roads

22. If a vehicle carrying livestock has a mass of more than a mass requirement applying to the vehicle, a person must not drive the vehicle on a road unless, when driving the vehicle, the person—

- (a) complies with the current guidelines; and
- (b) carries the guidelines in the vehicle.

Maximum penalty—80 penalty units.

Guidelines

23.(1) The chief executive may issue, in an approved form, guidelines about the movement of vehicles carrying livestock.

(2) The guidelines may be about—

- (a) roads on which the vehicle may or may not be driven; and
- (b) the maximum possible mass of the vehicle and its load; and
- (c) the type of vehicle that may be driven; and
- (d) rating requirements for vehicles under the Code of Practice—Commercial Motor Vehicle Modifications;⁵ and
- (e) modifications that may need to be made to the vehicle; and
- (f) dimensions of the vehicle and stock crates; and
- (g) anything else relevant to the safe movement of the vehicle.

⁵ The Code is published by the Australian Government Publishing Service and may be purchased from the Commonwealth Government Bookshop, Brisbane.

Transport of livestock

24.(1) This section applies to livestock vehicles registered in Queensland immediately before 1 July 1996.

(2) However, this section applies to a vehicle only if—

- (a) a permit under the *Transport Infrastructure (Roads) Regulation 1991*, section 3.05 applying to the vehicle was in force immediately before 1 July 1996; and
- (b) the vehicle does not comply with guidelines under this part.

(3) The owner of a vehicle to which this section applies may continue to use the vehicle to carry livestock.

(4) However, to continue to use a semitrailer to which this section applies, the owner of the vehicle must, before 1 July 1996, give to the chief executive a weighbridge certificate obtained after the commencement of this section and stating the vehicle's tare.

(5) The owner must comply with permit conditions applying to the use of the vehicle immediately before the commencement of this section.

Maximum penalty—80 penalty units.

(6) For this section, the *Transport Infrastructure (Roads) Regulation 1991*, section 3.05 continues to apply to a vehicle to which this section applies as if it had not been repealed.⁶

(7) This section expires on 30 June 2003.

Phasing out of semitrailers used as livestock vehicles

25.(1) This section applies to a semitrailer with a tare of more than 15 t (a “**prescribed livestock vehicle**”).

(2) Section 24 ceases to apply to a prescribed livestock vehicle on the day specified for the vehicle in subsection (3) (the “**phase-out day**”).

(3) The phase-out day for a prescribed livestock vehicle is—

⁶ To aid readers, the section is included in an attachment to this regulation. The attachment does not form part of the regulation.

*Transport Operations (Road Use Management)
Regulation 1995*

- (a) for a vehicle with a tare of more than 19 t—1 July 2001; or
- (b) for a vehicle with a tare of more than 17 t but not more than 19 t—1 July 2002; or
- (c) for a vehicle with a tare of more than 15 t but not more than 17 t—30 June 2003.

(4) This section expires on 30 June 2003.

Information and liability offences

26. An offence against this part is—

- (a) an information offence for the Act, section 50; and
- (b) a liability offence for the Act, section 57.

PART 4—LOADING

Application of part

27. This part applies to a load on a vehicle or combination.

Performance standards for loading

28. A way of loading a vehicle that ensures the following is a performance standard—

- (a) risks to other road users are minimised;
- (b) the loading does not reduce the vehicle's stability;
- (c) the load is restrained to prevent it falling off the vehicle or dislodging when the vehicle is moving.

Compliance with requirements—vehicles

29. The person in control of a vehicle must ensure a load on it complies

with a loading requirement applying to it.

Maximum penalty for a private vehicle—20 penalty units.

Maximum penalty for a heavy vehicle—35 penalty units.

Compliance with requirements—trailers

30. The person in control of a vehicle towing a trailer must ensure the trailer complies with a loading requirement applying to it.

Maximum penalty for a private vehicle—20 penalty units.

Maximum penalty for a heavy vehicle—35 penalty units.

Compliance with requirements—combinations

31. The person in control of a combination must ensure it complies with a loading requirement applying to it.

Maximum penalty for a private vehicle—20 penalty units.

Maximum penalty for a heavy vehicle—35 penalty units.

Proof of loading offences

32. In a proceeding for an offence against a loading requirement—

- (a) evidence that a load on a vehicle was not placed, secured or restrained in a way that met a performance standard under the Load Restraint Guide is evidence of a contravention of a loading requirement;⁷ and
- (b) evidence that a load, or part of a load, has fallen off a vehicle is evidence that the load was not properly secured, unless the contrary is proved; and
- (c) a court must presume a document purporting to be the Load

⁷ The Load Restraint Guide is published by the Australian Government Publishing Service and may be purchased from the Commonwealth Government Bookshop, Brisbane.

Transport Operations (Road Use Management)
Regulation 1995

Restraint Guide is the Load Restraint Guide, until the contrary is proved.

Information and liability offences

33. An offence against this part involving a heavy vehicle is—

- (a) an information offence for the Act, section 50; and
- (b) a liability offence for the Act, section 57.

SCHEDULE 1

REGISTRATION FEES FOR 12 MONTHS

section 5

PART 1—VEHICLES

Vehicle type	2 axle	3 axle	4 axle	5 axle
Trucks—				
Truck (type 1)	\$300	\$600	\$900	\$900
Truck (type 2)	\$500	\$800	\$2 000	\$2 000
Short combination truck	\$600	\$2 100	\$2 100	\$2 100
Medium combination truck	\$4 000	\$4 000	\$4 250	\$4 250
Long combination truck	\$5 250	\$5 250	\$5 250	\$5 250
Prime Movers—				
Short combination prime mover	\$800	\$3 250	\$4 250	\$4 250
Medium combination prime mover (B-Double)	\$3 250	\$4 250	\$4 500	\$4 500
Long combination prime mover (type 1)	\$4 750	\$4 750	\$4 750	\$4 750
Long combination prime mover (type 2)	\$5 250	\$5 250	\$5 500	\$5 500

SCHEDULE 1 (continued)

PART 2—TRAILERS

Trailers \$250 x number of axles

PART 3—BUSES

Bus type	2 axle	3 axle
Bus (type 1)	\$300	—
Bus (type 2)	\$500	\$1 250
Articulated bus	—	\$500

PART 4—SPECIAL PURPOSE VEHICLES

Special purpose vehicle (type 1)—

Caravan \$52.70

Equipment trailer \$52.70

Mobile machinery \$206.20

Motorised caravan \$369.40

Tractor \$8.90

Special purpose vehicle (type 2) \$250 + (\$250 x number of axles in excess of 2)

SCHEDULE 2

EQUIVALENT STANDARD AXLES

section 9

PART 1—TRAILERS WITH ROWS OF 8 TYRES

Average load per row (tonnes)	Equivalent standard axles per row
10 or more but less than 11	0.4
11 or more but less than 12	0.6
12 or more but less than 13	0.9
13 or more but less than 14	1.2
14 or more but less than 15	1.7
15 or more but less than 16	2.2
16 or more but less than 17	2.8
17 or more but less than 18	3.6
18 or more but less than 19	4.6
19 or more but less than 20	5.7
20 or more but less than 21	6.9
21 or more but less than 22	8.4
22 or more but less than 23	10.2
23 or more but less than 24	12.1
24 or more	14.4

SCHEDULE 2 (continued)

PART 2—TRAILERS WITH ROWS OF 4 TYRES

Average load per row (tonnes)	Equivalent standard axles per row
5 or more but less than 6	0.1
6 or more but less than 7	0.3
7 or more but less than 8	0.5
8 or more but less than 9	0.9
9 or more but less than 10	1.5
10 or more but less than 11	2.2
11 or more but less than 12	3.2
12 or more	4.6

SCHEDULE 3

AXLE LOAD LIMITS

section 10

Type of axle or axle group	Axle load limit (tonnes)
Single axles—	
(a) 2 tyres	6.0
(b) 2 wide profile tyres—	
(i) 375 mm to 450 mm	6.7
(ii) over 450 mm	7.0
(c) 4 or more tyres—	
(i) on pig trailers	8.5
(ii) on other vehicles	9.0
Twin steer axle groups (2 consecutive axles connected to the same steering mechanism)—	
(a) non-load sharing suspensions	10.0
(b) load sharing suspensions	11.0
Tandem axle groups (2 consecutive axles connected by a load sharing suspension)—	
(a) 4 tyres	11.0
(b) 4 wide profile tyres—	
(i) 375 mm to 450 mm	13.3
(ii) over 450 mm	14.0
(c) 6 tyres	13.0
(d) 8 or more tyres—	
(i) on pig trailers	15.0
(ii) on other vehicles	16.5
Tri-axle groups (3 consecutive axles connected by a load sharing suspension)—	
(a) 6, 8 or 10 tyres	15.0
(b) 6 wide profile tyres (375 mm or over)—	
(i) on pig trailers	18.0

Transport Operations (Road Use Management)
Regulation 1995

SCHEDULE 3 (continued)

	(ii) on other vehicles	20.0
(c)	12 or more tyres—	
	(i) on pig trailers	18.0
	(ii) on other vehicles	20.0

SCHEDULE 4

MASS REQUIREMENTS

schedule 11, definition “mass requirement”

Mass limits for tyres, wheels and axles

1.(1) The mass on a wheel or axle must not be more than the limit set by its manufacturer.

(2) The mass on a tyre must not be more than the highest load capacity determined for the tyre by the manufacturer at a cold inflation pressure of not more than—

- (a) for a radial ply tyre—825 kPa; or
- (b) for an other type of tyre—700 kPa.

(3) The mass on an axle group or single axle must not be more than the limit for the axle group or axle in schedule 5.

(4) For subsection (3), the mass limit for an axle group that includes a retractable axle must be determined as if the axle did not exist.

(5) However, a retractable axle is part of an axle group for schedule 5 if—

- (a) the mass on the group is more than—
 - (i) for a tandem axle group—6 t; or
 - (ii) for a triaxle group—11 t; and
- (b) the tyres on the axle are in contact with the ground and the load-sharing suspension system is operating on each axle, including the retractable axle, and each tyre in the group.

(6) The sum of the mass on the axle groups and single axles on a single vehicle or combination must not be more than the sum of the mass limits in schedule 5 for the axle groups and single axles.

SCHEDULE 4 (continued)

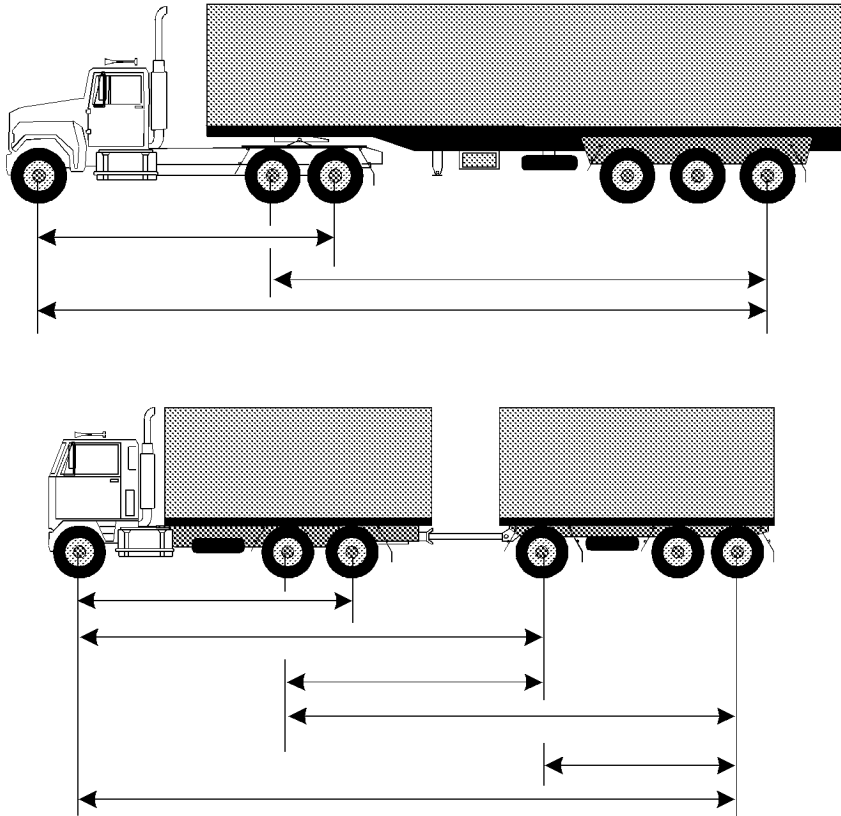
Mass limits relating to axle spacing

2.(1) If the total mass of a vehicle or combination and a load on it cannot lawfully be more than 42.5 t, the mass limit for the vehicle or combination must not be more than the mass limit in the table in schedule 6 for the axle spacing distance for the vehicle or combination.

(2) Each distance is—

- (a) the distance from the centre of a single axle to the centre of another single axle; or
- (b) the distance from the centre of a single axle to the centre of the furthest axle in any axle group; or
- (c) the greatest distance between the centres of axles in any 2 axle groups.

SCHEDULE 4 (continued)



Measurement of distances for schedule 6

(3) The mass limits apply to the sum of the mass on each axle group or single axle in the distance in the table, including the axles between which the distance is measured.

(4) If the distance between any 2 axles that are not part of the same axle group is less than 2.5 m, the total mass of a vehicle or combination and any load on it must not be more than 15 t.

SCHEDULE 4 (continued)

Mass limit for a single vehicle

3. The total mass of a single vehicle and a load on it must not be more than the vehicle's GVM.

Mass limits for combinations

4.(1) The total mass of a combination (other than a road train or B-double) and a load on it must not be more than 42.5 t.

(2) The loaded mass of a dog trailer or pig trailer must not be more than the loaded mass of the towing vehicle.

(3) The total axle mass of a tag trailer must not be more than the total axle mass of the towing vehicle.

(4) The total mass of a combination and a load on it must not be more than the towing vehicle's GCM.

Load sharing suspension

5. The axles in each axle group (other than a twin steer axle group) must relate to each other through a load sharing suspension system.

Non-complying vehicles

6. If an axle or axle group on a vehicle or combination does not otherwise comply with this schedule, schedule 7 applies to the axle or axle group.

SCHEDULE 5

MASS LIMITS FOR SINGLE AXLES AND AXLE GROUPS

schedule 4, section 1(3), (5) and (6)

Description of single axle or axle group	Mass limit (tonnes)
Single axles and single axle groups	
Single steer axle on a motor vehicle	6.0
Single axle or single axle group fitted with single tyres with section width of—	
(a) less than 375 mm	6.0
(b) at least 375 mm but less than 450 mm	6.7
(c) at least 450 mm	7.0
Single axle or single axle group fitted with dual tyres on—	
(a) a pig trailer	8.5
(b) a bus licensed to carry standing passengers . . .	10.0
(c) another vehicle	9.0
Twinsteer axle groups	
Twinsteer axle group without a load-sharing suspension system	10.0
Twinsteer axle group with a load-sharing suspension system	11.0
Tandem axle groups	
Tandem axle group fitted with single tyres with section width of—	
(a) less than 375 mm	11.0
(b) at least 375 mm but less than 450 mm	13.3
(c) at least 450 mm	14.0
Tandem axle groups fitted with single tyres on 1 axle and dual tyres on the other axle	13.0

SCHEDULE 5 (continued)

Tandem axle group fitted with dual tyres on—	
(a) a pig trailer	15.0
(b) another vehicle	16.5

Triaxle groups

Triaxle group on a vehicle fitted with single tyres with section width of less than 375 mm on all axles, or single tyres on 1 or 2 axles and dual tyres on the other axle or axles	15.0
Triaxle group on a pig trailer with either single tyres with section width of at least 375 mm, dual tyres on all axles, or a combination of the tyres	18.0
Triaxle group, on a vehicle other than a pig trailer, with either single tyres with section width of at least 375 mm, dual tyres, or a combination of the tyres	20.0

Quad-axle groups

Quad-axle group fitted with single tyres with section width of less than 375 mm	15.0
Quad-axle group fitted with single tyres with section width of at least 375 mm or dual tyres	20.0

SCHEDULE 6

MASS LIMITS RELATING TO AXLE SPACING

schedule 4, section 2(1)

Distance (metres)		Mass limit (tonnes)
more than	not more than	
0.0	3.7	23.0
3.7	3.8	23.5
3.8	4.0	24.0
4.0	4.2	24.5
4.2	4.3	25.0
4.3	4.5	25.5
4.5	4.7	26.0
4.7	4.8	26.5
4.8	5.0	27.0
5.0	5.2	27.5
5.2	5.3	28.0
5.3	5.5	28.5
5.5	5.7	29.0
5.7	5.8	29.5
5.8	6.0	30.0
6.0	6.2	30.5
6.2	6.3	31.0
6.3	6.5	31.5
6.5	6.7	32.0
6.7	6.8	32.5
6.8	7.0	33.0
7.0	7.2	33.5
7.2	7.3	34.0
7.3	7.5	34.5
7.5	7.7	35.0
7.7	7.8	35.5

Transport Operations (Road Use Management)
Regulation 1995

SCHEDULE 6 (continued)

7.8	8.0	36.0
8.0	8.2	36.5
8.2	8.3	37.0
8.3	8.5	37.5
8.5	8.7	38.0
8.7	8.8	38.5
8.8	9.0	39.0
9.0	9.2	39.5
9.2	9.3	40.0
9.3	9.5	40.5
9.5	9.7	41.0
9.7	9.8	41.5
9.8	10.0	42.0
10.0		42.5

SCHEDULE 7

MASS LIMITS FOR NON-CONFORMING VEHICLES WITH SINGLE AXLES OR AXLE GROUPS

schedule 4, section 6

Mass limits for single axles and axle groups

1. The mass on a single axle or axle group must not be more than the limit for the axle or axle group in schedule 8.

Mass limits for vehicles and vehicle combinations

2.(1) The loaded mass of a vehicle or combination must not be more than the mass in schedule 9.

(2) The total mass of a single vehicle must not be more than the vehicle's GVM.

(3) The total mass of a combination and a load on it must not be more than the towing vehicle's GCM.

(4) The sum of the mass on the axle groups and single axles on a single vehicle or combination must not be more than the sum of the mass limits in schedule 8 for the axle groups and single axles.

SCHEDULE 8

MASS LIMITS FOR NONCONFORMING SINGLE AXLES AND AXLE GROUPS

schedule 7, section 2

Column 1	Column 2
Axle configuration	Axle mass (tonnes)
Single axles	
1. Single axle fitted with 2 tyres	4.6
2. Single axle fitted with dual tyres or 4 or more tyres (however arranged)	8.1
Axle groups without retractable axles	
3. A group of 2 axles with a load sharing system, both axles fitted with dual tyres or 4 or more tyres (however arranged), and a distance between axles of more than 2.4 m	15.0
4. A group of 2 axles with a load sharing system, both axles fitted with dual tyres or 4 or more tyres (however arranged), and a distance between axles of not more than 2.4 m	13.2
5. A group of 2 axles with a load sharing system, 1 axle fitted with dual tyres, the other axle with single tyres, and a distance between axles of more than 2.4 m	12.0
6. A group of 2 axles with a load sharing system, 1 axle fitted with dual tyres, the other axle with single tyres, and a distance between axles of not more than 2.4 m	11.2
7. Tandem axle group with both axles fitted with single tyres	9.0
8. Twin steer axle group with both axles fitted with single tyres	9.0

SCHEDULE 8 (continued)

9. Triaxle group with each axle fitted with dual tyres or 4 or more tyres (however arranged)	18.0
10. Triaxle group with 2 axles fitted with dual tyres and the other axle with single tyres	17.5
11. Triaxle group with 2 axles fitted with single tyres and the other axle with dual tyres	15.0
12. Triaxle group with each axle fitted with single tyres . . .	13.8
13. Quadaxle group or a group of more than 4 axles with each axle fitted with dual tyres or 4 or more tyres (however arranged)	18.0
Axle groups with retractable axles	
14. Tandem axle group with 1 axle a retractable axle and the other axle is fitted with—	
(a) dual tyres	8.1
(b) single tyres	4.6
15. Triaxle group with 1 axle a retractable axle and the other axles are fitted with—	
(a) dual tyres	13.2
(b) single tyres	9.0
(c) dual tyres on 1 axle and single tyres on the other axle	11.2

SCHEDULE 9

NON-CONFORMING VEHICLE LOADED MASS

schedule 7, section 2

Column 1		Column 2				
Distance extreme (metres)	between axles	Loaded mass (tonnes)				
from	to less than	2 axles	3 axles	4 axles	5 axles	6 axles
3.0	3.3	16.4	18.6
3.3	3.6	16.7	19.0	21.3
3.6	3.9	..	19.3	21.6
3.9	4.2	..	19.7	21.9
4.2	4.5	..	20.0	22.2
4.5	4.8	..	20.3	22.5	24.9	24.9
4.8	5.1	..	20.6	22.8	25.1	25.1
5.1	5.4	..	21.0	23.1	25.4	25.4
5.4	5.7	..	21.3	23.4	25.7	25.7
5.7	6.0	..	21.6	23.7	26.0	26.0
6.0	6.3	..	21.9	24.0	26.3	26.3
6.3	6.6	..	22.3	24.3	26.6	26.6
6.6	6.9	..	22.6	24.6	26.8	26.8
6.9	7.2	..	23.0	24.9	27.1	27.1
7.2	7.5	..	23.3	25.2	27.4	27.4

Transport Operations (Road Use Management)
Regulation 1995

SCHEDULE 9 (continued)

7.5	7.8	..	23.6	25.6	27.7	27.7
7.8	8.1	25.9	27.9	27.9
8.1	8.4	26.2	28.2	28.2
8.4	8.7	26.5	28.5	28.5
8.7	9.0	26.8	28.8	28.8
9.0	9.3	27.1	29.1	31.5
9.3	9.6	27.4	29.4	31.8
9.6	9.9	27.7	29.6	32.1
9.9	10.2	28.0	29.9	32.2
10.2	10.5	28.3	30.2	32.6
10.5	10.8	28.6	30.5	32.9
10.8	11.1	28.9	30.7	33.1
11.1	11.4	29.2	31.0	33.4
11.4	11.7	29.5	31.3	33.7
11.7	12.0	29.8	31.6	33.9
12.0	12.3	30.1	31.9	34.2
12.3	12.6	30.4	32.2	34.5
12.6	12.9	30.7	32.4	34.7
12.9	13.2	32.7	35.1
13.2	13.5	33.0	35.3
13.5	13.8	33.3	35.6
13.8	14.1	33.5	35.9
14.1	14.4	33.8	36.0
14.4	14.7	34.1	36.0
14.7	15.0	34.4	36.0
15.0	15.3	34.7	36.0

Transport Operations (Road Use Management)
Regulation 1995

SCHEDULE 9 (continued)

15.3	15.6	35.0	36.0
15.6	15.9	35.3	36.0
15.9	16.2	35.5	36.0
16.2	16.5	35.8	36.0

SCHEDULE 10

LOADING REQUIREMENTS

schedule 11, definition “loading requirement”

Loading obligations

1.(1) A load on a vehicle must not be placed in a way that makes the vehicle unstable or unsafe.

(2) A load on a vehicle must be secured so it is unlikely to fall or be dislodged from the vehicle.

(3) An appropriate method must be used to restrain the load on a vehicle.⁸

Trailers

2.(1) A trailer in a combination must be securely coupled to the vehicle in front of it.

(2) The components of a coupling used between vehicles must be compatible and properly connected to each other.

⁸ See the Load Restraint Guide for examples of safe ways of loading vehicles.

SCHEDULE 11

DICTIONARY

section 3

“articulated bus” means a bus with 2 or more rigid sections that are connected to one another in a way that allows—

- (a) passenger access between the sections; and
- (b) rotary movement between the sections.

“ATM” (aggregate trailer mass)—

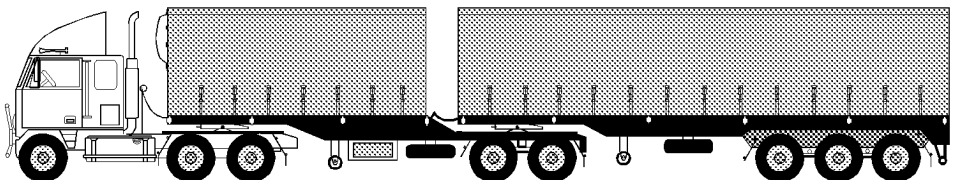
- (a) means the maximum mass, specified by the manufacturer, for a loaded trailer; and
- (b) includes any mass imposed on the vehicle towing the trailer when they are on a horizontal surface.

“average load per row” see section 9.

“axle” means the axis of rotation of a row of tyres across a vehicle.

“axle group” means 1 axle or consecutive axles connected by a load sharing suspension system or steering mechanism.

“B-double” means a combination consisting of a prime mover towing 2 semi-trailers.



Typical B-double

“bus” means a motor vehicle built mainly to carry more than 12 seated adults.

SCHEDULE 11 (continued)

“bus (type 1)” means a rigid bus that has 2 axles and an MRC of not more than 12 t.

“bus (type 2)” means a rigid bus that has—

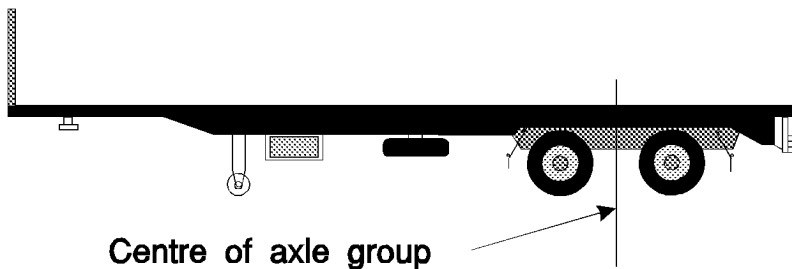
- (a) 2 axles and an MRC of more than 12 t; or
- (b) 3 axles.

“caravan” means an enclosed trailer designed for people to live in.

“carrying capacity” of a vehicle means the vehicle’s GVM less the vehicle’s tare.

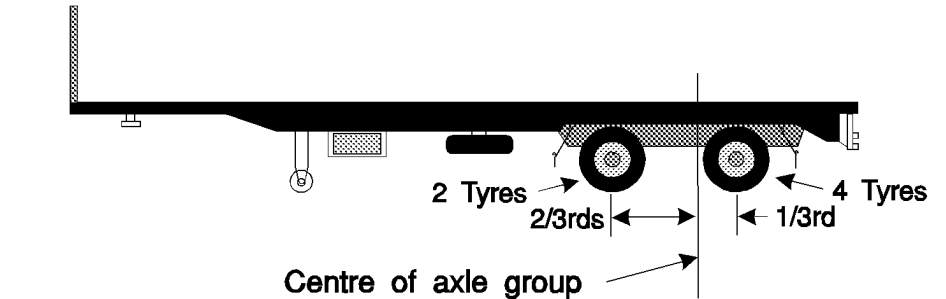
“centre of an axle group” means—

- (a) a line located midway between the centre-lines of the outermost axles of the group; or
- (b) if there are 2 axles in the group and one of them is fitted with twice the number of tyres as the other axle—a line located one third of the way from the centre-line of the axle with more tyres towards the centre-line of the axle with fewer tyres.

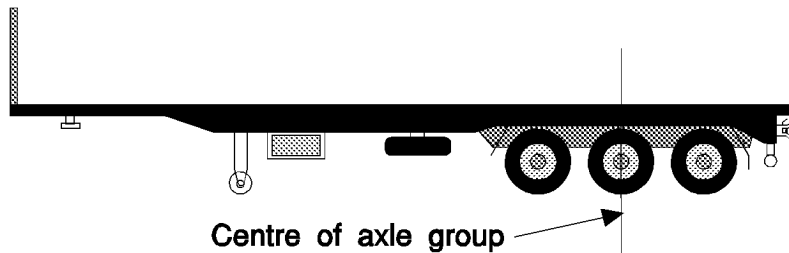


Centre of a typical tandem axle group fitted with an equal number of tyres on each axle

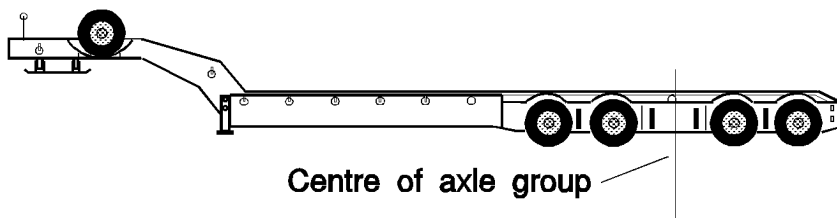
SCHEDULE 11 (continued)



Centre of a typical tandem axle group fitted with a different number of tyres on each axle



Centre of a typical triaxle group



Centre of a typical quad-axle group

“combination” means a motor vehicle connected to one or more trailers.

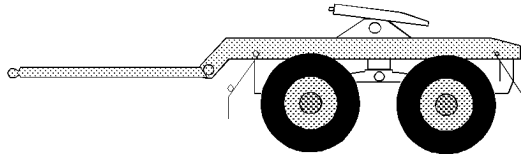
“commercial vehicle” means a motor vehicle built—

- (a) in accordance with an Australian Design Rule for Motor Vehicles and Trailers as endorsed by the Australian Transport Advisory Council and issued by the Commonwealth Department of Transport; and

SCHEDULE 11 (continued)

- (b) mainly to—
- (i) carry goods; or
 - (ii) tow a trailer.

“converter dolly” means a trailer with one axle group or single axle and a fifth wheel coupling designed to convert a semi-trailer into a dog trailer.



Typical converter dolly

“dog trailer” means a trailer that has 2 axle groups with the front axle group being steered by connection to the towing vehicle.

“dolly” means a specially designed pig trailer used to convert a semi trailer into a dog trailer.

“drawbar” means a part of a trailer (other than a semi-trailer) that connects the trailer body to a coupling for towing purposes.

“driver” means the person driving or in control of a motor vehicle.

“equipment trailer” means a vehicle built to transport machinery or equipment that forms an integral part of the vehicle.

“equivalent standard axles” see section 9.

“exempted vehicle” see section 8.

“fifth wheel coupling” means a device, other than the upper rotating element and the kingpin (which are parts of a semi-trailer), used with a prime mover, semi-trailer or a converter dolly to permit quick coupling and uncoupling and to provide for a point of rotation.

“GCM” (gross combination mass) means the maximum loaded mass of a motor vehicle and any vehicles it may lawfully tow—

- (a) stated by the vehicle’s manufacturer—

SCHEDULE 11 (continued)

- (i) on the vehicle's compliance plate; or
- (ii) if there is no compliance plate—in another place; or
- (b) stated by the vehicle registration authority if—
 - (i) the manufacturer has not stated the vehicle's maximum loaded mass; or
 - (ii) the manufacturer cannot be identified; or
 - (iii) the vehicle has been modified and the maximum loaded mass stated by the manufacturer is no longer appropriate.

“GTMR” (gross trailer mass rating) means the mass transmitted to the ground by the axles of a trailer when—

- (a) coupled to a towing vehicle; and
- (b) carrying its maximum load approximately uniformly distributed over the load bearing area.

“indivisible load” means a load that can not, without disproportionate effort, expense or risk of damage, be divided into 2 or more smaller loads for transportation.

“journey length” see section 9.

“livestock vehicle” means a single vehicle or a combination built to carry livestock.

“load”, of a vehicle, includes—

- (a) anything normally removed from the vehicle when it is not in use; and
- (b) anything that may fall from the vehicle when it is in motion.

“load carrying vehicle” means a vehicle designed and built to carry goods in addition to any fuel, water, lubricants, tools and any other equipment or accessories necessary for the vehicle's normal operation.

“loaded mass” of a vehicle means the vehicle's mass together with the mass of the vehicle's load that is transmitted to the ground.

“loading requirement”, for a vehicle, means a provision of schedule 10

SCHEDULE 11 (continued)

applying to it.

“load-sharing suspension” means an axle group suspension system—

- (a) built to divide the load between the tyres on the group so no tyre carries a mass more than 10% above the mass it would carry if the load were divided equally; and
- (b) with effective damping characteristics on all axles of the group.

“long combination prime mover (type 1)”—

- (a) means a prime mover nominated to tow 2 trailers; but
- (b) does not include a medium combination prime mover.

“long combination prime mover (type 2)” means a prime mover nominated to tow more than 2 trailers.

“long combination truck” means a truck nominated to tow 2 or more trailers.

“mass requirement”, for a vehicle, means a provision of schedule 4 or 7 applying to it.

“medium combination prime mover” means a prime mover nominated to tow 2 semi trailers where the second semi trailer is mounted on the rear of the semi trailer being towed by the prime mover (otherwise known as a B-double).

“medium combination truck” means a truck nominated to tow 1 trailer where the combination has more than 6 axles.

“mobile machinery” means a motor vehicle built to transport and operate machinery or equipment that forms an integral part of the vehicle, other than—

- (a) a commercial vehicle; or
- (b) a vehicle used to tow a disabled vehicle; or
- (c) a tractor.

“motorised caravan” means a motor vehicle designed mainly for people to live in.

SCHEDULE 11 (continued)

“MRC” (mass rating for charging) of a vehicle means the maximum permissible mass of the vehicle and its load—

- (a) shown on the compliance plate as the GVM, GTMR or ATM of the vehicle; or
- (b) for a vehicle without a compliance plate—decided by the registration authority, having regard to the design and construction of—
 - (i) the vehicle; or
 - (ii) any of its components.

“nominated” means nominated by the person in an application for registration of a vehicle.

“pensioner” see section 7.

“pensioner concession card” see section 7.

“pig trailer” means a trailer—

- (a) with 1 axle group near the middle of its load carrying surface; and
- (b) connected to the towing vehicle by a drawbar.

“pole type trailer” means a trailer—

- (a) attached to a towing vehicle by a pole or by something fitted to a pole; and
- (b) used to transport loads that are capable of supporting themselves as beams between supports.

Example of loads transported by pole type trailers—

Logs or pipes.

“primary producer” means a person engaged mainly in the production of—

- (a) tobacco; or
- (b) raw material for clothing or food derived from—
 - (i) agriculture; or

SCHEDULE 11 (continued)

- (ii) dairying; or
- (iii) fishing; or
- (iv) livestock production; or
- (v) viticulture.

“primary production vehicle” see section 6.

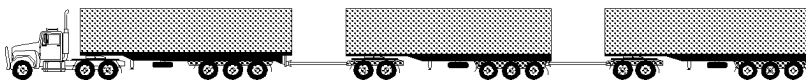
“prime mover” means a motor vehicle designed to tow a semi trailer.

“quadaxle group” means a group of 4 axles with a horizontal distance between the centre lines of the outermost axles of more than 3.2 m but not more than 4.9 m.

“registration authority” means the authority that is responsible for registering vehicles.

“retractable axle” means an axle that can be raised so the tyres on it do not touch the ground.

“road train” means a combination (other than a B-double) consisting of a motor vehicle towing at least 2 trailers (counting as one trailer a converter dolly supporting a semi-trailer).



Typical triple road train

“semi trailer” means a trailer (including a pole type trailer) that has—

- (a) 1 axle group towards the rear; and
- (b) a way of attaching to a prime mover that results in some of the load being imposed on the prime mover.

“short combination prime mover” means a prime mover nominated to tow 1 semi trailer.

“short combination truck” means a truck nominated to tow 1 trailer.

“single axle group” means a group of 2 or more axles with a horizontal distance between the centre-lines of the outermost axles of less than 1 m.

SCHEDULE 11 (continued)

“special purpose vehicle” means a vehicle that—

- (a) does not carry passengers or goods; or
- (b) has a primary purpose other than the carriage of passengers or goods.

Example—

Caravans, equipment trailers, mobile machinery, motorised caravans and tractors.

“special purpose vehicle (type 1)” means a special purpose vehicle that does not have an axle or axle group loaded over the axle load limits specified in schedule 3.

“special purpose vehicle (type 2)” means a special purpose vehicle that has at least 1 axle or axle group that is loaded over the axle load limits specified in schedule 3.

“tag trailer” means a semi-trailer that does not impose a load on the front axle or axle group of the towing vehicle.

“tandem axle group” means a group of at least 2 axles with a horizontal distance between the centre-lines of the outermost axles of at least 1 m but not more than 2 m.

“tare” of a vehicle means the mass of—

- (a) the unloaded vehicle; and
- (b) any fuel, water, lubricants, tools and any other equipment or accessories necessary for the vehicle’s normal operation.

“total esa” see section 9.

“tractor” means a motor vehicle used for towing purposes, other than a motor vehicle—

- (a) designed to carry passengers or goods (other than its own fuel or water); or
- (b) used to tow a disabled vehicle.

“trailer” does not include a vehicle that is not a load carrying vehicle.

“triaxle group” means a group of at least 3 axles with a horizontal distance

SCHEDULE 11 (continued)

between the centre-lines of the outermost axle of more than 2 m but not more than 3.2 m.

“truck” means a rigid motor vehicle that is built mainly as a load carrying vehicle.

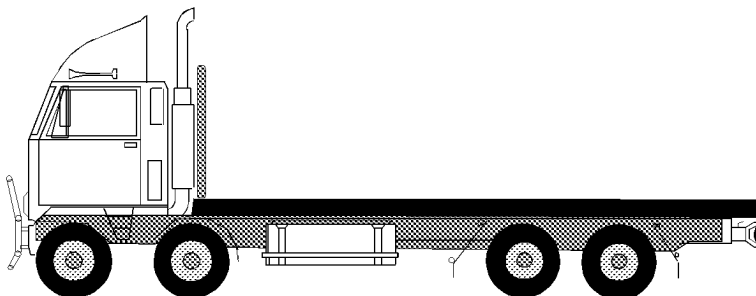
“truck (type 1)” means a truck with—

- (a) 2 axles and an MRC of not more than 12 t; or
- (b) 3 axles and an MRC of not more than 16.5 t; or
- (c) 4 or more axles and an MRC of not more than 20 t.

“truck (type 2)” means a truck with—

- (a) 2 axles and an MRC of more than 12 t; or
- (b) 3 axles and an MRC of more than 16.5 t; or
- (c) 4 or more axles and an MRC of more than 20 t.

“twinsteer axle group” means a group of 2 axles connected to the same steering mechanism on a motor vehicle fitted with single tyres, and with a horizontal distance between the centre-lines of the axles of at least 1 m but not more than 2 m.



Typical twinsteer axle group on a motor vehicle

“vehicle” includes anything the vehicle carries that is essential for its operation.

“vehicle coding manual” see section 8.

ATTACHMENT NOT FORMING PART OF THE REGULATION

SECTION 3.05 OF TRANSPORT INFRASTRUCTURE (ROADS) REGULATION 1991 AS IN FORCE IMMEDIATELY BEFORE 1 JULY 1996

Transport of livestock

3.05(1) The chief executive may issue a permit allowing a vehicle carrying only livestock to exceed the maximum mass permitted under this regulation.

(2) An application for a permit must be made to the chief executive in the approved form.

(3) A permit may be issued subject to such terms and conditions as the chief executive may determine, including, but not limited to, any of the following terms and conditions—

- (a) the permit must be carried in the motor vehicle whenever the vehicle or vehicle combination is on a road;
- (b) an inspection certificate under the *Motor Vehicles Safety Act 1980* for the vehicle or vehicle combination must be carried in the motor vehicle whenever the vehicle or vehicle combination is on a road;
- (c) livestock is not to be carried on an upper deck unless all lower decks are fully loaded;
- (d) the vehicle must comply with the *State Transport Act 1960* and the *Traffic Act 1949*;
- (e) a motor vehicle fitted at the rear with a tandem axle or a triaxle must be driven on at least 2 axles;
- (f) a semitrailer must be fitted with a dual wheel triaxle group and be hauled by a motor vehicle fitted with a dual wheel tandem drive axle group or dual wheel triaxle drive group;

ATTACHMENT NOT FORMING PART OF THE REGULATION
(continued)

- (g) a dog trailer must be fitted with a dual wheel tandem axle group at the front and a dual wheel triaxle group at the rear;
- (h) the axle mass of an axle group on a trailer, as evidenced by a certificate from the axle manufacturer or the manufacturer's agent, must be at least—
 - (i) 20 t for a tandem axle group; or
 - (ii) 25 t for a triaxle group;
- (i) the suspension and attachment systems on a trailer, as evidenced by a certificate from the suspension manufacturer or the manufacturer's agent, must be capable of carrying at least—
 - (i) 20 t for a tandem axle group; or
 - (ii) 25 t for a triaxle group;
- (j) each wheel on an axle on a trailer must be fitted with—
 - (i) a drum type brake assembly, capable of developing a torque of at least 13 500 Nm when supplied with air at 550 kPa and fitted with a 125 mm long actuation lever; or
 - (ii) a disc type brake assembly, capable of developing a torque of at least 13 500 Nm when supplied with air at 550 kPa;as evidenced by a certificate from the brake system manufacturer or the manufacturer's agent;
- (k) all tyre mass ratings, as set out in a recognised Tyre and Rim Association manual for a speed of 90 km/h, must be at least the tyre mass set out in column 2 of the following table that corresponds to the axle configuration set out in column 1 of the table—

ATTACHMENT NOT FORMING PART OF THE REGULATION
(continued)

Table
Tyre mass rating

Column 1	Column 2
Axle configuration	Tyre mass (tonnes)
1. Single axle fitted with 2 tyres	3.0
2. Twin steer axle group with or without a load sharing system	2.8
3. (a) Single axle fitted with dual tyres	2.5
(b) Tandem axle group with a load sharing system, where both axles are fitted with dual tyres	2.5
4. Triaxle group with a load sharing system, where each axle is fitted with dual tyres	2.1;
(l) the manufacturer's GVM rating for a motor vehicle, as evidenced by the compliance plate or by a certificate from the manufacturer or the manufacturer's agent, must be at least the GVM set out in the following table—	

Table
GVM rating

Front axle	Rear axle	GVM (tonnes)
1. Single axle fitted with 2 tyres	Single axle fitted with dual tyres	16
2. Single axle fitted with 2 tyres	Tandem axle group with a load sharing system, where both axles are fitted with dual tyres	26

ATTACHMENT NOT FORMING PART OF THE REGULATION
(continued)

3.	Twin steer axle group with a load sharing system, where both axles are fitted with single tyres	Tandem axle group with a load sharing system, where both axles are fitted with dual tyres	31
4.	Twin steer axle group without a load sharing system, where both axles are fitted with single tyres	Tandem axle group with a load sharing system, where both axles are fitted with dual tyres	30
5.	Single axle fitted with 2 tyres	Triaxle group with a load sharing system, where each axle is fitted with dual tyres	31
6.	Twin steer axle group with a load sharing system, where both axles are fitted with single tyres	Triaxle group with a load sharing system, where each is fitted with dual tyres	36
7.	Twin steer axle group without a load sharing system, where both axles are fitted with single tyres	Triaxle group with a load sharing system, where each axle is fitted with dual tyres	35

(4) A failure to comply with a term or condition of a permit renders the permit void.

ENDNOTES

1 Index to endnotes

	Page
2 Date to which amendments incorporated	57
3 Key	57
4 Table of earlier reprints	58
5 List of legislation	58
6 List of annotations	58

2 Date to which amendments incorporated

This is the reprint date mentioned in the Reprints Act 1992, section 5(c). Accordingly, this reprint includes all amendments that commenced operation on or before 25 July 1996. Future amendments of the Transport Operations (Road Use Management) Regulation 1995 may be made in accordance with this reprint under the Reprints Act 1992, section 49.

3 Key

Key to abbreviations in list of legislation and annotations

<p>AIA = Acts Interpretation Act 1954</p> <p>amd = amended</p> <p>ch = chapter</p> <p>def = definition</p> <p>div = division</p> <p>exp = expires/expired</p> <p>gaz = gazette</p> <p>hdg = heading</p> <p>ins = inserted</p> <p>lap = lapsed</p> <p>notfd = notified</p> <p>om = omitted</p> <p>o in c = order in council</p> <p>p = page</p> <p>para = paragraph</p> <p>prec = preceding</p> <p>pres = present</p> <p>prev = previous</p>	<p>(prev) = previously</p> <p>proc = proclamation</p> <p>prov = provision</p> <p>pt = part</p> <p>pubd = published</p> <p>R[X] = Reprint No.[X]</p> <p>RA = Reprints Act 1992</p> <p>reloc = relocated</p> <p>renum = renumbered</p> <p>rep = repealed</p> <p>s = section</p> <p>sch = schedule</p> <p>sdiv = subdivision</p> <p>SIA = Statutory Instruments Act 1992</p> <p>SL = subordinate legislation</p> <p>sub = substituted</p> <p>unnum = unnumbered</p>
---------------------------------------------------------------------------------------------------------------------------------------------------------------------------------------------------------------------------------------------------------------------------------------------------------------------------------------------------------------------------------------------------------------------------------------------	------------------------------------------------------------------------------------------------------------------------------------------------------------------------------------------------------------------------------------------------------------------------------------------------------------------------------------------------------------------------------------------------------------------------------------------------------------------

4 Table of earlier reprints

TABLE OF EARLIER REPRINTS

[If a reprint number includes an arabic letter, the reprint was released in unauthorised, electronic form only.]

Reprint No.	Amendments included	Reprint date
1	none	2 July 1995

5 List of legislation

Transport Operations (Road Use Management) Regulation 1995 SL No. 157

notfd gaz 2 June 1995 pp 1062–4

ss 1–2 commenced on date of notification

remaining provisions commenced 1 July 1995 (see s 2)

as amended by—

Transport and Traffic Amendment Regulation (No. 1) 1995 SL No. 401 pts 1–2

notfd gaz 22 December 1995 pp 1672–6

commenced on date of notification

Transport Legislation Amendment Regulation (No. 1) 1996 SL No. 29 pts 1, 3

notfd gaz 16 February 1996 pp 735–6

commenced on date of notification

Department of Transport (Variation of Fees) Regulation (No. 1) 1996 SL No. 106

ss 1–2, 3(c) sch 3

notfd gaz 24 May 1996 pp 715–16

ss 1–2 commenced on date of notification

remaining provisions commenced 1 July 1996 (see s 2)

6 List of annotations

Acts that are transport Acts

s 4 sub 1995 SL No. 401 s 3

Approval of random inspection program

s 4A ins 1995 SL No. 401 s 3

Regulation and control of powers of certain authorised officers

s 4B ins 1995 SL No. 401 s 3

Ways to indicate requirement to stop motor vehicle

s 4C ins 1995 SL No. 401 s 3

Function of traffic controllers

s 4D ins 1996 SL No. 29 s 6

Vehicles part applies to

s 4E ins 1996 SL No. 29 s 6

Fees

s 5 amd 1995 SL No. 401 s 4; 1996 SL No. 106 s 3(c) sch 3

Concessional registration fees—primary producers

s 6 amd 1996 SL No. 106 s 3(c) sch 3

PART 3—MASS

pt hdg prev pt hdg om R1 (see RA s 7(1)(k))
pres pt hdg ins 1995 SL No. 401 s 5

Application of part

s 12 prev s 12 om R1 (see RA s 40)
pres s 12 ins 1995 SL No. 401 s 5

Performance standards for mass

s 13 ins 1995 SL No. 401 s 5

Compliance with requirements—vehicles

s 14 ins 1995 SL No. 401 s 5

Compliance with requirements—trailers

s 15 ins 1995 SL No. 401 s 5

Compliance with requirements—combinations

s 16 ins 1995 SL No. 401 s 5

Vehicle tare

s 17 ins 1995 SL No. 401 s 5

Tyre mass

s 18 ins 1995 SL No. 401 s 5

Axle mass

s 19 ins 1995 SL No. 401 s 5

Vehicle mass

s 20 ins 1995 SL No. 401 s 5

Other ways of determining mass may be used

s 21 ins 1995 SL No. 401 s 5

Livestock vehicles—use on roads

s 22 ins 1995 SL No. 401 s 5

Guidelines

s 23 ins 1995 SL No. 401 s 5

Transport of livestock

s 24 ins 1995 SL No. 401 s 5

*Transport Operations (Road Use Management)
Regulation 1995*

Phasing out of semitrailers used as livestock vehicles

s 25 ins 1995 SL No. 401 s 5

Information and liability offences

s 26 ins 1995 SL No. 401 s 5

PART 4—LOADING

pt 4 (ss 27–33) ins 1995 SL No. 401 s 5

SCHEDULE 4—MASS REQUIREMENTS

prev sch 4 om R1 (see RA s 40)

pres sch 4 (ss 1–6) ins 1995 SL No. 401 s 6

SCHEDULE 5—MASS LIMITS FOR SINGLE AXLES AND AXLE GROUPS

prev sch 5 renum as sch 11 1995 SL No. 401 s 7

pres sch 5 ins 1995 SL No. 401 s 6

SCHEDULE 6—MASS LIMITS RELATING TO AXLE SPACING

ins 1995 SL No. 401 s 6

**SCHEDULE 7—MASS LIMITS FOR NON-CONFORMING VEHICLES WITH
SINGLE AXLES OR AXLE GROUPS**

ins 1995 SL No. 401 s 6

**SCHEDULE 8—MASS LIMITS FOR NONCONFORMING SINGLE AXLES
AND AXLE GROUPS**

ins 1995 SL No. 401 s 6

SCHEDULE 9—NON-CONFORMING VEHICLE LOADED MASS

ins 1995 SL No. 401 s 6

SCHEDULE 10—LOADING REQUIREMENTS

ins 1995 SL No. 401 s 6

SCHEDULE 11—DICTIONARY

sch hdg pres sch 11 (prev sch 5) renum 1995 SL No. 401 s 7

def **“B-double”** ins 1995 SL No. 401 s 7

def **“centre of an axle group”** ins 1995 SL No. 401 s 7

def **“combination”** ins 1995 SL No. 401 s 7

def **“converter dolly”** ins 1995 SL No. 401 s 7

def **“drawbar”** ins 1995 SL No. 401 s 7

def **“driver”** ins 1995 SL No. 401 s 7

def **“fifth wheel coupling”** ins 1995 SL No. 401 s 7

def **“GCM”** ins 1995 SL No. 401 s 7

def **“livestock vehicle”** ins 1995 SL No. 401 s 7

def **“load”** ins 1995 SL No. 401 s 7

def **“loading requirement”** ins 1995 SL No. 401 s 7

def **“load-sharing suspension”** ins 1995 SL No. 401 s 7

def **“mass requirement”** ins 1995 SL No. 401 s 7

def **“quadaxle group”** ins 1995 SL No. 401 s 7

def **“retractable axle”** ins 1995 SL No. 401 s 7

def **“road train”** ins 1995 SL No. 401 s 7

def **“single axle group”** ins 1995 SL No. 401 s 7

*Transport Operations (Road Use Management)
Regulation 1995*

def “**tag trailer**” ins 1995 SL No. 401 s 7
def “**tandem axle group**” ins 1995 SL No. 401 s 7
def “**triaxle group**” ins 1995 SL No. 401 s 7
def “**twinsteer axle group**” ins 1995 SL No. 401 s 7
def “**vehicle**” ins 1995 SL No. 401 s 7

**ATTACHMENT NOT FORMING PART OF THE
REGULATION—SECTION 3.05 OF TRANSPORT INFRASTRUCTURE
(ROADS) REGULATION 1991 AS IN FORCE IMMEDIATELY BEFORE 1
JULY 1996**

ins 1995 SL No. 401 s 8